



South Carolina State Agencies & Colleges/Universities  
**RECYCLING & BUYING RECYCLED**  
Annual Report • Fiscal Year 2017

Prepared for Gov. Henry McMaster  
and the Members of the S.C. Legislature



Prepared by the S.C. Department of Health and Environmental Control's  
Office of Solid Waste Reduction and Recycling

*David Wilson, Acting Director*



# Introduction

The S.C. Solid Waste Policy and Management Act of 1991 (Act) – S.C. Code of Laws § 44-96-140 – requires state agencies and state-supported colleges/universities to:

- **Establish recycling programs for the collection of selected material** including, but not limited to, aluminum, cardboard, glass, lead-acid batteries, paper, plastic, tires and used motor oil;
- **Make necessary modifications to their programs to ensure material is recycled** to the maximum extent possible; and
- **Report the type and amount of material recycled as well as all products purchased containing recycled-content material by September 15 of each year** to the S.C. Department of Health and Environmental Control (DHEC). The Act [Section 44-96-140 (E)] also sets a goal that at least 25 percent of all product purchases contain recycled-content material.

DHEC is required to submit a report on this information to the Governor and General Assembly by November 1 of each year. This report reflects recycling and buying recycled activities for fiscal year (FY) 2017 (July 1, 2016 to June 30, 2017).

Data regarding the amount of material recycled was received either directly from the state agency and

college/university that completed the survey provided by DHEC or from vendors providing recycling services. Both public and private colleges/universities are included in this report although only state-supported colleges/universities are required by the Act to provide information.

In FY17, state agencies and colleges/universities recycled more than 24,000 tons of material – a decrease of about 55 percent from the 54,174.71 tons recycled in FY16. It should be noted, however, that the data for FY16 was heavily influenced by the inclusion of more than 36,000 tons of construction and demolition (C&D) debris recycled on college/university campuses. The projects creating such large amounts of C&D debris have since been completed, which led to only 1,841.16 tons of the material being recycled at colleges/universities during FY17.

The data contained in this report was compiled from the information provided by 67 state agencies, two state agency complexes (collectively 19 state agencies) and 25 colleges/universities.

The percentage of state purchases that contain recycled material cannot be determined because no statewide system to track those purchases exists. Still, 54 percent of reporting agencies and 84 percent of reporting colleges/universities confirmed purchasing recycled-content products during FY17.

The recycled-content products purchased most frequently by state agencies and colleges/universities were office paper and inkjet/toner cartridges.

## About this report ...

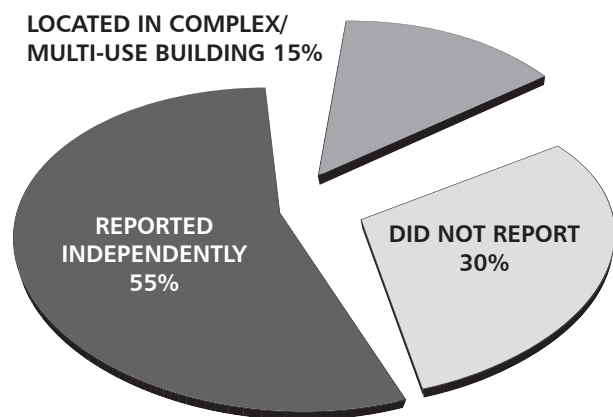
“The State Agencies & Colleges/Universities Recycling & Buying Recycled Annual Report for Fiscal Year 2017” is submitted by the S.C. Department of Health and Environmental Control (DHEC) in compliance with the Act – Section § 44-96-140 (C) – and is published by DHEC’s Office of Solid Waste Reduction and Recycling.

In addition, Act 119 of 2005 mandates that agencies provide all reports to the General Assembly in an electronic format.

Editor ..... Adah Gorton  
 Layout/Artwork ..... Gregg Glymph

*This report was published on November 1, 2017.*

**CHART 1: Percentage of State Agencies Reporting Recycling Data**



# State Agencies

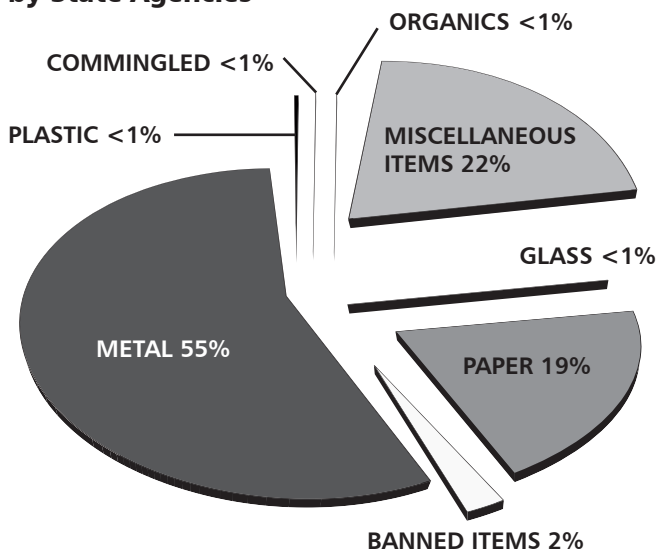
State agencies reported recycling 13,085.20 tons of material – an increase of about 38 percent from FY16. Compared to the previous FY, there were noteworthy decreases in mixed paper (about 84 percent) and glass (51 percent). Less material was commingled in FY17 – resulting in increases of several individual commodity numbers (e.g., clear and green glass, mixed metal, office paper, PET plastic). The largest contributions to the FY17 increase in recycling were miscellaneous items, mixed metal and cardboard. Office paper, cardboard and aluminum cans were the most recycled products.

Sixty-seven individual state agencies reported this year compared to 59 in FY16. Due to the housing of state agencies within multi-office buildings and complexes, those located within the Capitol Complex and the South Trust Building in Columbia are reported under those titles. State agencies within these structures that reported their own numbers are listed as individual agencies.

For the second year, the recycling activities of Santee Cooper, a state-owned electric utility, are separated from traditional state agency reporting. This is done due to the significant differences between Santee Cooper’s operations and recycling activities and those of all other state agencies. This separation provides a more realistic picture of the recycling activities of traditional state agencies. See page 5 for Santee Cooper’s recycling data for FY17.

For a complete list of state agencies reporting for FY17, see page 6.

**CHART 2: Percentage of Recyclables Collected by State Agencies**



COMMODITIES RECYCLED		AMOUNT	
Banned Items	Appliances	10.84	
	Electronics	33.20	
	Lead acid batteries	5.54	
	Tires	35.68	
	Used motor oil	129.01	
<b>TOTAL BANNED ITEMS</b>		<b>214.27</b>	
Commingled Recyclables	May include: cardboard, paper, magazines, newspaper, glass, plastic, aluminum & steel cans	76.98	
<b>TOTAL COMMINGLED RECYCLABLES</b>		<b>76.98</b>	
Glass (containers & packaging)	Brown	4.72	
	Clear	3.76	
	Green	2.34	
	Other/mixed glass	2.51	
<b>TOTAL GLASS</b>		<b>13.33</b>	
Metal	Aluminum (e.g., cans, foil)	118.18	
	Ferrous metals	136.32	
	Steel cans	250.29	
	Other/mixed metal	6,750.40	
<b>TOTAL METAL</b>		<b>7,255.19</b>	
Organics	Yard trimmings (mulched)	21.13	
<b>TOTAL ORGANICS</b>		<b>21.13</b>	
Paper	Beverage cartons (aseptic & gable-top)	6.63	
	Books	5.15	
	Cardboard	875.92	
	Magazines	5.51	
	Newspapers & inserts	4.24	
	Office paper	590.57	
	Paperboard	15.91	
	Phone books	229.00	
	Other/mixed paper	796.01	
<b>TOTAL PAPER</b>		<b>2,528.94</b>	
Plastic	HDPE	1.92	
	LDPE	0.05	
	PET	1.99	
	Other/mixed plastic	78.46	
<b>TOTAL PLASTIC</b>		<b>82.42</b>	
Miscellaneous Items	Antifreeze	13.96	
	* Wood includes furniture, cabinets, pallets & mixed wood	551.27	
	** Other includes ballasts, non-hazardous sludge & used absorbents	1,155.48	
	Carpet/carpet padding	759.97	
	Clothing/textiles	2.14	
	C&D debris	4.82	
	Cooking oil	5.73	
	Fluorescent bulbs	1.27	
	Inkjet/toner cartridges	0.51	
	Paint (oil or latex)	2.08	
	Mattresses/box springs	14.73	
	Rechargeable batteries	347.69	
	Used oil filters	33.29	
	Wood*		
	Other**		
	<b>TOTAL MISCELLANEOUS ITEMS</b>		<b>2,892.94</b>
	<b>TOTAL FOR ALL</b>		<b>13,085.20</b>

# Colleges/Universities

Colleges/universities reported recycling about 11,102 tons of material – a 75 percent decrease from the 44,712 tons recycled the previous FY. This decrease is largely influenced by construction and demolition (C&D) debris. In FY16, colleges/universities recycled more than 36,536 tons of C&D debris; in FY17, they recycled 1,841.16 tons of C&D debris – a 95 percent decrease.

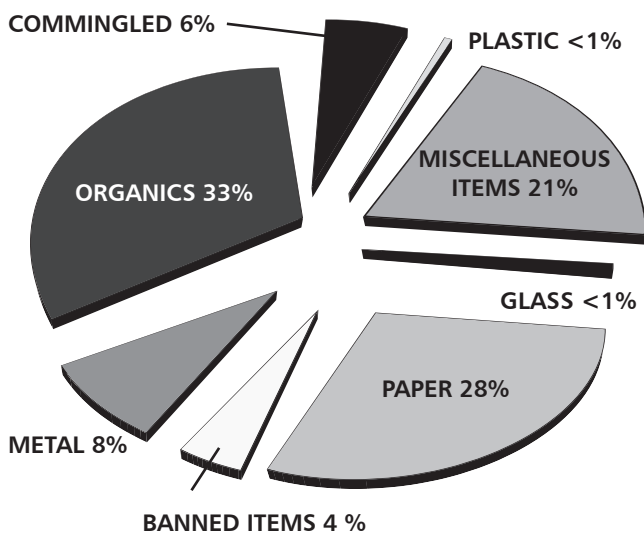
Excluding C&D debris, college/university recycling increased from 8,176.23 tons in FY16 to 9,260.70 tons in FY17 – a 13 percent increase.

In FY17 commingled recycling decreased 28 percent, resulting in increased recycling of glass, metal, paper and plastic. Due in large part to an extensive push on college/university campuses across the state, organics recycling increased 49 percent with food waste recycling increasing 20 percent. The most recycled commodities in FY16 were cardboard, fluorescent bulbs and mixed metal.

Twenty-five colleges/universities reported recycling and buying recycled data for FY17 (compared to 28 reporting in FY16) with nine colleges/universities reporting an increase in their total recycling compared to FY16.

For a complete list of colleges/universities reporting for FY17, see page 6.

**CHART 3: Percentage of Recyclables Collected by Colleges/Universities**



NOTE: Percentages do not add up to 100 percent due to rounding of numbers.

COMMODITIES RECYCLED		AMOUNT
Banned Items	Appliances	137.77
	Electronics	208.50
	Lead acid batteries	11.72
	Tires	20.16
	Used motor oil	14.27
<b>TOTAL BANNED ITEMS</b>		<b>392.42</b>
Commingled Recyclables	May include: aluminum cans; cardboard; glass; paper; steel cans & plastic	684.72
<b>TOTAL COMMINGLED RECYCLABLES</b>		<b>684.72</b>
Glass (containers & packaging)	Brown	0.01
	Clear	0.03
	Other/mixed glass	77.80
<b>TOTAL GLASS</b>		<b>77.84</b>
Metal	Aluminum (e.g., cans, foil)	41.46
	Ferrous metals	288.60
	Steel cans	1.72
	Other/mixed metal	510.76
<b>TOTAL METAL</b>		<b>842.54</b>
Organics	Food waste (composted)	1,193.03
	Yard trimmings (composted)	1,430.80
	Yard trimmings (mulched)	1,016.06
<b>TOTAL ORGANICS</b>		<b>3,639.89</b>
Paper	Books	15.33
	Cardboard	1,203.91
	Magazines	7.36
	Newspapers & inserts	2.12
	Office paper	535.19
	Paperboard	0.03
	Phone books	1.39
	Other/mixed paper	1,305.70
	<b>TOTAL PAPER</b>	
Plastic	HDPE	2.73
	LDPE	1.15
	PET	0.60
	Other/mixed plastic	86.50
<b>TOTAL PLASTIC</b>		<b>90.98</b>
Miscellaneous Items	Antifreeze	0.81
	* Wood includes furniture, cabinets, pallets & mixed wood	3.87
	Carpet padding	0.63
	Construction and Demolition (C&D) debris	1,841.16
	Cooking oil	88.54
	Fluorescent bulbs	19.25
	Inkjet/toner cartridges	16.83
	Mattresses/box springs	6.72
	Paint (oil or latex)	104.70
	Rechargeable batteries	6.54
	Used oil filters	0.71
	Wood*	186.63
	Other**	25.96
<b>TOTAL MISCELLANEOUS ITEMS</b>		<b>2,302.35</b>
<b>TOTAL FOR ALL</b>		<b>11,101.77</b>

# Santee Cooper

Santee Cooper’s recycling numbers are reported separately from other state agencies. (See page 3 for additional information.) Overall, Santee Cooper recycled 3,571.75 tons of material in FY17 – compared to the 13,085.20 tons recycled by all other state agencies. In FY16, Santee Cooper recycled 25,989.30 tons of material making their tonnage for FY17 an 86.26 percent decrease. The No. 1 material recovered by the state-owned utility was ferrous metal, which comprised 2,575.04 tons or 72.09 percent of its recycled material. Recycling of this material increased more than 68 percent due to the demolition of two Santee Cooper plants (Grainger and Jefferies generating stations) during FY16 and FY17.

## Recycling Services Offered

The S.C. Department of Corrections collects recyclables from state agencies and colleges/universities as well as schools in Lexington and Richland counties. Participants see a significant reduction in the amount of material going to the landfill and as such may be able to reduce disposal costs. There is a fee for this service and participating programs need to provide recycling containers. For more information, please call (803) 896-2364.



## RecycleU

RecycleU is a comprehensive program that provides technical assistance, best management practices and outreach material to South Carolina colleges/universities in order to improve waste reduction, recycling and composting programs on campus. Visit [www.scdhec.gov/recycleu](http://www.scdhec.gov/recycleu) for more details.



**TABLE 3: Commodities Recycled in Tons by Santee Cooper in FY17**

COMMODITIES RECYCLED		AMOUNT
Banned Items	Electronics	27.73
<b>TOTAL BANNED ITEMS</b>		<b>27.73</b>
Commingled Recyclables	Mixed	116.15
<b>TOTAL COMMINGLED RECYCLABLES</b>		<b>116.15</b>
Metal	Ferrous metals	2,575.04
	Other/mixed metal	380.21
<b>TOTAL METAL</b>		<b>2,955.25</b>
Miscellaneous Items	Mixed wood	399.68
	Gypsum drywall	72.94
<b>TOTAL MISCELLANEOUS ITEMS</b>		<b>472.62</b>
<b>TOTAL FOR ALL</b>		<b>3,571.75</b>

## Green Government Initiative

State agencies can receive assistance from the Green Government Initiative to meet their recycling requirements and help South Carolina achieve its goal of recycling 40 percent of its waste by 2020. The goal of the initiative is to encourage state agencies to lead by example.



S.C. state government has the unique opportunity to:

- Reduce its environmental footprint (and perhaps save money);
- Buy recycled-content products; and
- Support the state’s recycling industry.

Visit [www.scdhec.gov/recycle](http://www.scdhec.gov/recycle) for more information.

## State Agencies Reporting for FY17

- Arts Commission
- Capitol Complex\*
- Commission for the Blind
- Commission on Higher Education
- Commission on Prosecution Coordination
- Court Administration
- Criminal Justice Academy
- Department of Administration
  - Division of Technology Operations
  - Enterprise Information System (SCEIS)
  - Executive Budget Office
  - State Human Resources Office
  - Office of Administration
  - Internal Operations
  - Facilities Management
  - State Fleet Management
  - Office of Executive Policy & Programs
  - Ombudsman's Office
  - Surplus Property Office
- Department of Agriculture
- Department of Archives & History
- Department of Commerce
- Department of Consumer Affairs
- Department of Corrections
- Department of Disabilities & Special Needs
- Department of Education
- Department of Employment & Workforce
- Department of Health & Environmental Control
- Department of Juvenile Justice
- Department of Labor, Licensing & Regulation
- Department of Mental Health
- Department of Motor Vehicles
- Department of Natural Resources
- Department of Parks, Recreation & Tourism
- Department of Probation, Parole & Pardon Services
- Department of Public Safety
- Department of Revenue
- Department of Transportation
- Education Lottery
- Emergency Management Division
- First Steps
- Forestry Commission
- Governor's Mansion
- Higher Education Tuition Grants Commission
- Human Affairs Commission
- Law Enforcement Division (SLED)
- Legislative Audit Council
- National Guard
- Office of Regulatory Staff
- Office of the Adjutant General
- Office of the Comptroller General
- Office of the State Auditor
- Patriots Point Development Authority
- Public Employee Benefit Authority (PEBA)
- Public Service Commission of South Carolina
- SCETV
- School for the Deaf & Blind
- Sea Grant Consortium
- Secretary of State
- South Trust Building\*\*

- State Accident Fund
- State Board for Technical & Comprehensive Education
- State Ethics Commission
- State Fiscal Accountability Authority - Insurance Reserve Fund
- State Housing Finance & Development Authority
- State Library
- State Museum
- Supreme Court
- Wil Lou Gray Opportunity School
- Workers' Compensation Commission

### \* The following state agencies are located within the Capitol Complex.

- Board of Financial Institutions
- Commissioner of Banking
- Court of Appeals
- Education Oversight Committee
- House of Representatives
- Judicial Department
- Legislative Services Agency
- Office of the Attorney General
- Office of the Governor
- Office of the Lieutenant Governor
- Office of the State Treasurer
- Revenue and Fiscal Affairs Office
- Senate

### \*\* The following state agencies are located within the South Trust Building.

- Department of Insurance
- Economic Development Authority
- Retirement System Investment Commission (RSIC)
- Rural Infrastructure Authority
- Conservation Bank
- State Fiscal Accountability Authority - Procurement Services

## Colleges/Universities Reporting for FY17

- Aiken Technical College
- Bob Jones University
- Charleston Southern University
- Clemson University
- Coastal Carolina University
- College of Charleston
- Florence-Darlington Technical College
- Francis Marion University
- Greenville Technical College
- Horry-Georgetown Technical College
- Medical University of South Carolina
- Midlands Technical College
- Orangeburg-Calhoun Technical College
- Piedmont Technical College
- South Carolina State University
- Southern Wesleyan University
- Spartanburg Community College
- Technical College of the Lowcountry
- The Citadel, the Military College of South Carolina
- University of South Carolina (USC)

- USC Aiken
- USC Sumter
- USC Upstate
- Winthrop University
- York Technical College

## State Agencies NOT Reporting for FY17

- Aeronautics Division
- Commission for Minority Affairs
- Commission on Indigent Defense
- Confederate Relic Room and Museum
- Department of Alcohol and Other Drug Abuse Services
- Department of Health and Human Services
- Department of Social Services
- Election Commission
- Governor's School for Science and Mathematics
- Governor's School for the Arts and Humanities
- John de la Howe School
- Lieutenant Governor's Office On Aging
- Lowcountry Council of Governments
- Lowcountry Graduate Center
- Office of the Inspector General
- Patients' Compensation Fund
- School Improvement Council
- Solicitor's Office
  - 1st Judicial Circuit
  - 2nd Judicial Circuit
  - 3rd Judicial Circuit
  - 4th Judicial Circuit
  - 5th Judicial Circuit
  - 6th Judicial Circuit
  - 7th Judicial Circuit
  - 8th Judicial Circuit
  - 9th Judicial Circuit
  - 10th Judicial Circuit
  - 11th Judicial Circuit
  - 12th Judicial Circuit
  - 13th Judicial Circuit
  - 14th Judicial Circuit
  - 15th Judicial Circuit
  - 16th Judicial Circuit
- State Ports Authority
- Statewide Independent Living Council
- Transportation Infrastructure Bank
- Vocational Rehabilitation Department

## Colleges/Universities NOT Reporting for FY17

- Central Carolina Technical College
- Denmark Technical College
- Lander University
- Northeastern Technical College
- Tri-County Technical College
- Trident Technical College
- USC Beaufort
- USC Lancaster
- USC Salkehatchie
- USC School of Medicine
- USC Union
- Williamsburg Technical College

OR-1581 10/17